

## HEALTH SCIENCES SCHOOLS AND COLLEGE ENROLLMENT (FALL 2018)

Dentistry	493
Health Professions	945
Medicine	1,296
Nursing	838
Pharmacy	559
<b>Total</b>	<b>4,131</b>

# 762

Current residents  
(Fall 2018)

## RESEARCH (CALENDAR YEAR 2017)

Total amount of research awards*	\$275,420,833
Clinical research studies** open to enrollment	185
Patients enrolled in clinical research studies	1,446
Departments with active clinical research studies	21
Clinical trials*** open to enrollment	152
Patients enrolled in clinical trials	529

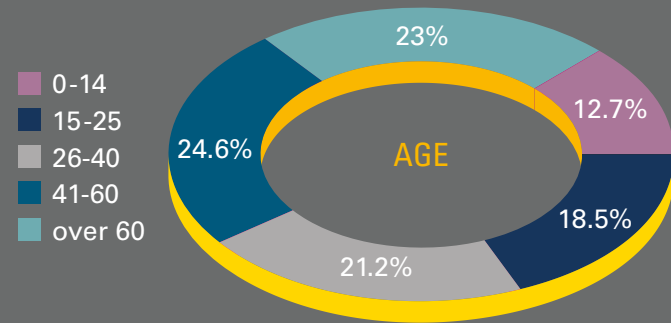
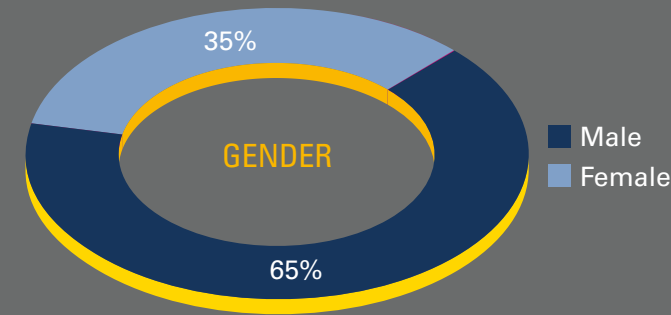
\*Research across the university, including Health Sciences schools.  
 \*\*Clinical research is how we determine the safety and effectiveness of medications, devices, diagnostic and prevention products, and behaviors. It includes research on treatment, prevention, diagnostic, screening, quality of life, etc.  
 \*\*\*Clinical trials are a subset of clinical research and are intervention studies that are experiments designed to answer specific questions about possible new treatments or new ways of using existing treatments.

## TRAUMA CARE

Fiscal year 2018 (July 1, 2017-June 30, 2018)

**4,400** Total admissions (including pediatrics and burn)

**33%** Of total cases are transfers to VCU Medical Center



VCU Medical Center is the only comprehensive Level I trauma center in Virginia that is verified in adult, pediatric and burn trauma care.



- Motor vehicle collision 32%
- Falls 27.1%
- Burns 13.4%
- Gunshot wounds/stabbings 8.2%
- Assaults 4.2%
- Pedestrians struck by moving vehicles 3.1%
- Bicycle/scooters 2.8%
- Other 9.2%

# Facts and figures



**VCUHealth**  
2017-18 Annual Report

## VCU HEALTH SYSTEM FINANCIAL STATEMENT\*

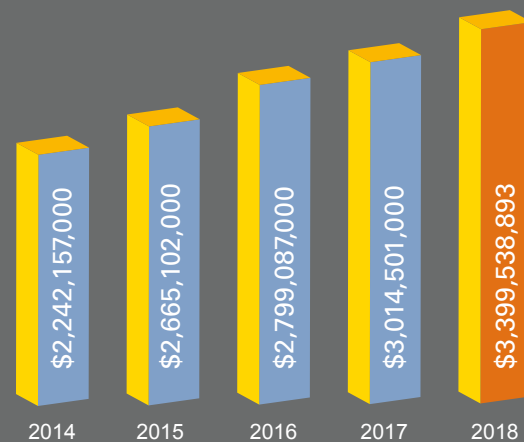
Fiscal year 2018 (July 1, 2017-June 30, 2018)

Total operating revenue	\$3,399,538,893
Net income/(loss)	\$177,896,611
Nonoperating revenues and expenses	\$50,907,470
Salaries, wages and benefits	\$1,230,116,906
Supplies	\$438,363,858
Purchased services and other expenses	\$1,506,835,618
Depreciation and amortization	\$97,233,370
Sponsored research awards**	\$153,000,000

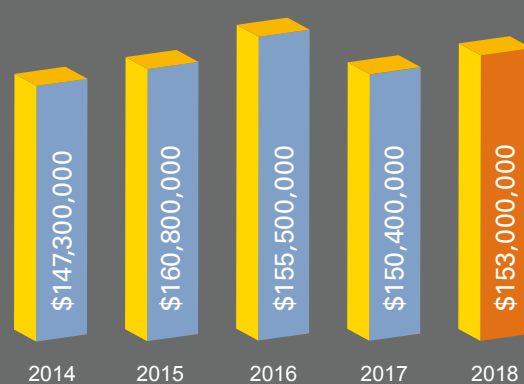
\*Includes VCU Medical Center, Children's Hospital of Richmond at VCU, Community Memorial Hospital, MCV Physicians practice plan, Virginia Premier Health Plan, University Health Services and UHS professional education programs

\*\*Health Sciences schools only

### Total operating revenue



### Sponsored research awards



## VCU MEDICAL CENTER VOLUME

Fiscal year 2018 (July 1, 2017-June 30, 2018)

Inpatient discharges	39,438
Adjusted discharges	70,269
Emergency Department visits	95,305
Outpatient clinic visits	779,897
Total surgeries	24,992
Virginia Premier member months	2,547,433

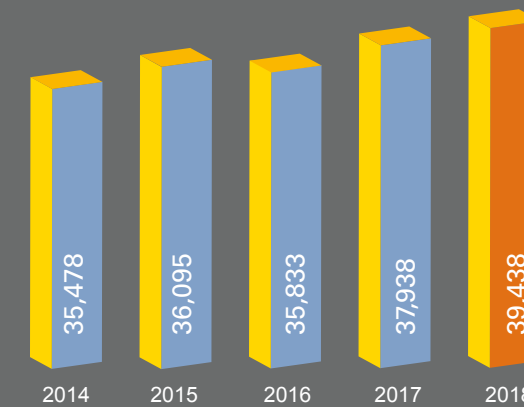
### S&P RATING

**AA-** Outlook: Stable

### MOODY'S RATING

**Aa3** Outlook: Stable

### Inpatient discharges



### Total surgeries

